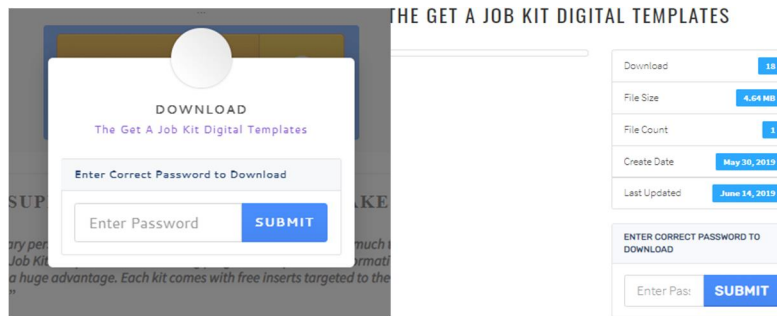
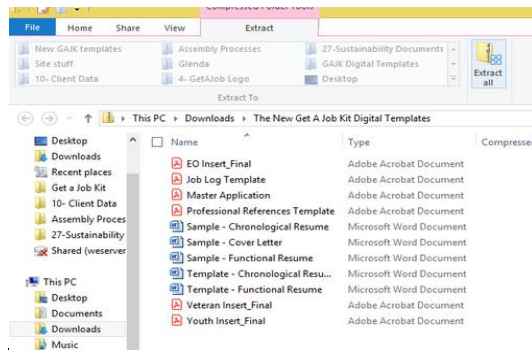


## Instructions

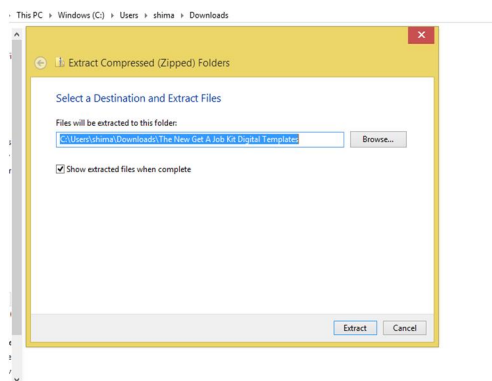
1. Click on **“Download”** and enter your code into one of the screens(shown below) to get the files.



2. Double click on the compressed .zip folder to show its contents
3. Click on **“Extract All”**



4. A window called **“Select destination and Extract files”** will pop up use the **“Browse”** button to select the folder you want your Digital Templates to be saved to. Leave the **“Show extracted files when complete”** button checked and click **“Extract”**.



5. Your extracted files will appear in a new window ready for use.
6. Open the PDFs with Internet explorer for optimal user experience.